







 A large outline of the uppercase letter 'U' is positioned above a horizontal dotted line. A solid black dot is located at the bottom right corner of the square cell.	 A large outline of the uppercase letter 'U' is positioned above a horizontal dotted line. A solid black dot is located at the bottom right corner of the square cell.	 A large outline of the uppercase letter 'U' is positioned above a horizontal dotted line. A solid black dot is located at the bottom right corner of the square cell.
 A large outline of the uppercase letter 'V' is positioned above a horizontal dotted line. A solid black dot is located at the bottom right corner of the square cell.	 A large outline of the uppercase letter 'V' is positioned above a horizontal dotted line. A solid black dot is located at the bottom right corner of the square cell.	 A large outline of the uppercase letter 'V' is positioned above a horizontal dotted line. A solid black dot is located at the bottom right corner of the square cell.
 A large outline of the uppercase letter 'W' is positioned above a horizontal dotted line. A solid black dot is located at the bottom right corner of the square cell.	 A large outline of the uppercase letter 'W' is positioned above a horizontal dotted line. A solid black dot is located at the bottom right corner of the square cell.	 A large outline of the uppercase letter 'W' is positioned above a horizontal dotted line. A solid black dot is located at the bottom right corner of the square cell.